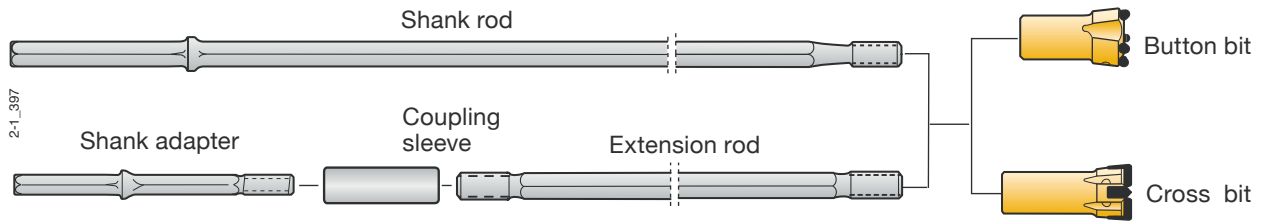
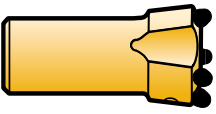






Small hole drilling

R25 (1") Extension drilling tools



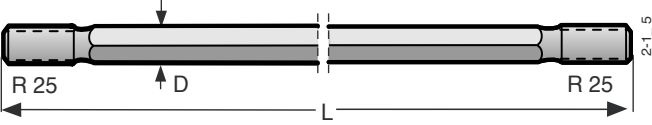
| | Flushinghole, mm | | Buttons, mm | | | Dimensions | | Bit classification | Part No. | |
|---|------------------|------------|-------------|------------|-------|------------|----|--------------------|----------|----------------|
| | Front No | Gauge Size | Front No | Gauge Size | Angle | D mm | in | | | |
| Button bit | | | | | | | | | | |
|  | 1) | 1x5 | 1x6 | 2x7 | 5x8 | 35° | 35 | 1 3/8" | HMCA | 7732-5235-S48 |
| | 1) | 1x5 | 1x6 | 2x7 | 5x9 | 30° | 38 | 1 1/2" | HMCA | 7732-5238-S48 |
| | | 1x5 | 1x6 | 2x7 | 5x9 | 35° | 38 | 1 1/2" | HMCA | 7732-5238-R48 |
| | | 1x5 | 1x6 | 2x8 | 5x9 | 35° | 41 | 1 5/8" | HMCA | 7732-5241-S48 |
|  | | 3x4.5 | – | 3x8 | 6x9 | 40° | 45 | 1 3/4" | MSCFAN | 7732-5345F-R48 |
| Cross bit, Heavy Duty | | | | | | | | | | |
|  | 1) | 1x5 | 2x5 | – | – | – | 35 | 1 3/8" | – | 7732-1435-42 |
| | 1) | 1x5 | 2x5 | – | – | – | 38 | 1 1/2" | – | 7732-1438-42 |
| | | 1x5 | 2x5 | – | – | – | 41 | 1 5/8" | – | 7732-1441-42 |
| Cross bit | | | | | | | | | | |
|  | | 1x5 | 2x5 | – | – | – | 45 | 1 3/4" | – | 7732-1045-42 |
| | | 1x5 | 2x5 | – | – | – | 51 | 2" | – | 7732-1051-42 |

| Shank adapter / rod, Hex 22 x R25 | Dimensions | | D | | Part No. | |
|---|------------|----|----------|----|----------|--------------|
| | L mm | ft | in | mm | | in |
|  | 255 | – | 10 3/64" | 22 | 7/8" | 7802-6103-13 |
| | 800 | 2' | 7" | 22 | 7/8" | 7802-6108-13 |
| | 1000 | 3' | 3" | 22 | 7/8" | 7802-6110-13 |

1) For one-rod drilling.

Small hole drilling

R25 (1") Extension drilling tools

| | Dimensions | | | D | | Part No. |
|--|------------|-----|----|----|----|--------------|
| | L | | | mm | in | |
| | mm | ft | in | | | |
| Extension rod, R25 - Hex 25 - R25 | | | | | | |
|  | 915 | 3' | — | 25 | 1" | 7852-2309-20 |
| | 1220 | 4' | — | 25 | 1" | 7852-2312-20 |
| | 1525 | 5' | — | 25 | 1" | 7852-2315-20 |
| | 1830 | 6' | — | 25 | 1" | 7852-2318-20 |
| | 2435 | 8' | — | 25 | 1" | 7852-2324-20 |
| | 3050 | 10' | — | 25 | 1" | 7852-2331-20 |

Coupling sleeve, R25

| | | | | | | |
|--|-----|---|--------|----|--------|-----------|
|  | 160 | — | 6 1/4" | 35 | 1 3/8" | 7992-2035 |
|--|-----|---|--------|----|--------|-----------|