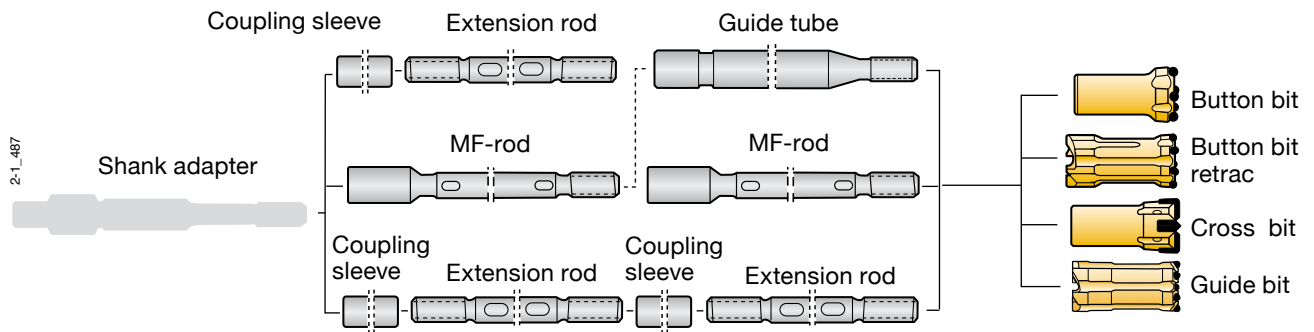

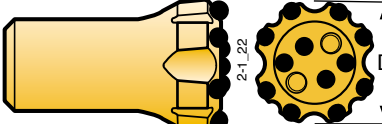
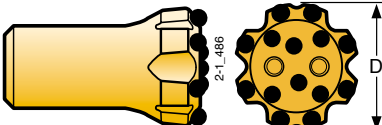
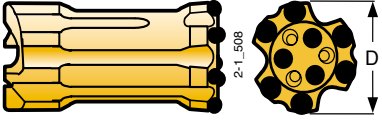




# Bench drilling

## R32 (1 1/4")

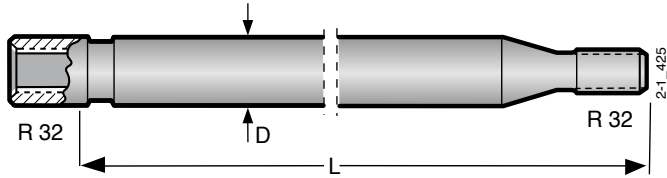


	Flushinghole, mm		Buttons, mm			Dimensions		Bit classification	Part No.
	Front	Gauge	Front	Gauge	Angle	D			
	No	No	No	No		mm	in		
Button bit 	3x6	—	3x9	6x10	35°	51	2"	HMCAN	7733-5351-S48
	3x6	—	3x9	6x10	35°	51	2"	MSCAN	7733-5351-R48
	3x6	—	3x10	6x11	35°	57	2 1/4"	HMCAN	7733-5357C-S48
Button bit 	2x9	—	4x10	8x10	30°	64	2 1/2"	HMCAN	7733-2664-S45
Button bit 	1) 2x9	—	6x10	8x11	35°	76	3"	HMCAN	7733-2676-S45
	1) For very short holes only.								
Button bit, Retrac 	3x6	—	3x10	6x11	30°	51	2"	HMCFVA	7733-7851-S45
	3x6	—	3x10	6x11	30°	51	2"	MSCFAN	7733-7851-R55
	2x9	—	4x10	8x10	30°	64	2 1/2"	HMCFVA	7733-7864-S45
Cross bit 	1x5	2x7.5	—	—	—	51	2"	MSCFAN	7733-1451-42
	1x5	2x7.5	—	—	—	64	2 1/2"	MSCFAN	7733-1064-42
Guide bit 	3x6	—	3x8	6x10	40°	51	2"	—	7733-8251-R45
	3x6	—	4x8	6x10	40°	57	2 1/4"	—	7733-8257-R45

# Bench drilling

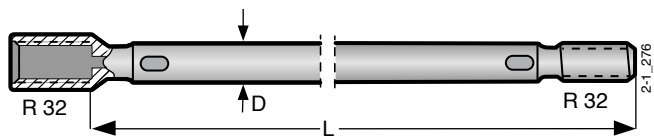
## R32 (1 1/4")

	Dimensions					Part No.	
	Bit dia, mm	L mm	ft	in	D mm		in
Guide Tube							
	51-64	1830	6'	–	46	1 3/4"	7953-4618-20
	51-64	3050	10'	–	46	1 3/4"	7953-4631-20



Female end OD 46 mm.

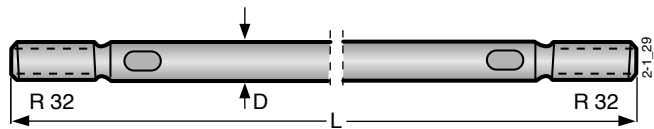
### MF-rod, R32 - Round 32 - R32



Flushing hole Ø 9.2 mm. Wrench flat 25.4 mm.  
Female end OD 45 mm.

3050	10'	–	32	1 1/4"	7853-5131-20
3660	12'	–	32	1 1/4"	7853-5137-20

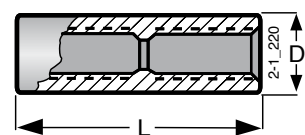
### Extension rod, R32 - Round 32 - R32



Flushing hole Ø 11.7 mm. Wrench flat 25.4 mm.

2435	8'	–	32	1 1/4"	7853-3324-30
3050	10'	–	32	1 1/4"	7853-3331-30
3660	12'	–	32	1 1/4"	7853-3337-30

### Coupling sleeve R32



150	–	5 29/32"	44	1 47/64"	7993-3644
-----	---	----------	----	----------	-----------