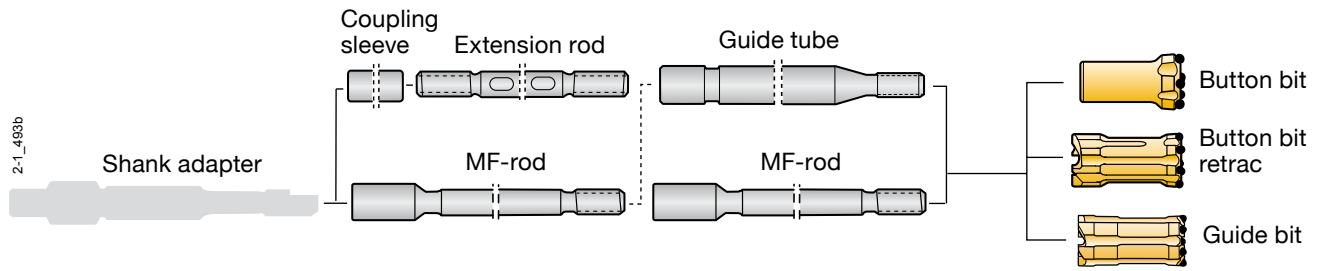


Bench drilling


T45 (1 3/4")



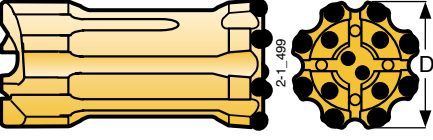
	Flushinghole, mm		Buttons, mm			Dimensions		Bit classification	Part No.		
	Front No	Gauge Size	Front No	Gauge Size	Angle	D mm	in				
Button bit			2x12	—	6x10	8x11	35°	76	3"	HMCAN	7515-2676-S45
			2x12	—	6x10	8x11	40°	76	3"	MSCAN	7515-2676-R55
Button bit			3x10	—	6x10	9x11	40°	89	3 1/2"	MSCAN	7515-2689-R55
			3x10	—	6x10	9x11	35°	89	3 1/2"	HMCAN	7515-2689-S45
			3x10	—	6x12	9x12	35°	102	4"	HMCAN	7515-2602-S45
Button bit			3x9	—	4x11	7x12	35°	76	3"	HMCVA	7515-3876-S45
			3x9	—	4x11	7x12	35°	76	3"	HCV	7515-3876-S65
Button bit			2x13	—	6x13	8x13	35°	89	3 1/2"	HMCVA	7515-3889-S45
			2x13	—	6x13	8x13	35°	89	3 1/2"	HCV	7515-3889-S65
Button bit, Drop Center			4x7	—	6x10	8x11	30°	76	3"	MCAN	7515-5976-S45
			4x8	—	6x10	8x11	35°	76	3"	SCAN	7515-5976-R55
			4x8	—	6x11	8x12	35°	89	3 1/2"	MCAN	7515-5989-S45
			4x8	—	6x11	8x12	40°	89	3 1/2"	SCAN	7515-5989-R55
			4x9	—	7x12	8x13	35°	102	4"	MCAN	7515-5902-S45
			4x9	—	7x12	8x13	40°	102	4"	SCAN	7515-5902-R55
Button bit, Retrac			2x12	—	6x10	8x11	35°	76	3"	HMCVAN	7515-7876-S45
			2x12	—	6x10	8x11	40°	76	3"	MSCVAN	7515-7876-R55

Bench drilling

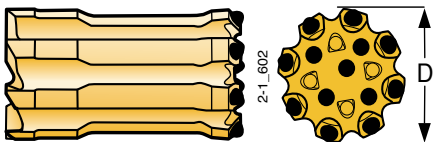
T45 (1 3/4")

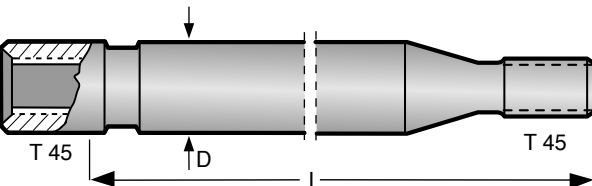
	Flushinghole, mm		Buttons, mm			Dimensions		Bit classification	Part No.
	Front	Gauge	Front	Gauge	Angle	D			
	No Size	No Size	No Size	No Size		mm	in		
Button bit, Retrac									
	3x10	—	6x10	9x11	35°	89	3 1/2"	HMCFAN	7515-7889-S45
	3x10	—	6x10	9x11	40°	89	3 1/2"	MSCFAN	7515-7889-R55
	3x10	—	6x12	9x12	35°	102	4"	HMCFAN	7515-7802-S45

Button bit, Retrac, Drop Center

	4x7	—	5x10	8x10	35°	70	2 3/4"	SCFAN	7515-7970-R55
	4x7	—	6x10	8x11	30°	76	3"	MCFAN	7515-7976-S45
	4x7	—	6x10	8x11	35°	76	3"	SCFAN	7515-7976-R55
	4x8	—	6x11	8x12	35°	89	3 1/2"	MCFAN	7515-7989-S45
	4x8	—	6x11	8x12	40°	89	3 1/2"	SCFAN	7515-7989-R55
	4x9	—	7x12	8x13	40°	102	4"	SCFAN	7515-7902-R55
	4x9	—	7x12	8x13	35°	102	4"	MCFAN	7515-7902-S45

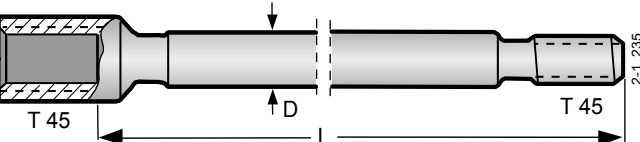
Guide bit

	4x8	—	5x10	8x10	35°	70	2 3/4"	MSCFAN	7515-8270-R45
	4x8	—	6x10	8x11	35°	76	3"	MSCFAN	7515-8276-R45
	4x10	—	6x11	8x12	40°	89	3 1/2"	MSCFAN	7515-8289-R45

	Dimensions			D		Part No.	
	L	ft	in	mm	in		
Guide tube							
	76-89	1830	6'	—	63	2 1/2"	7956-6318-21
	76-89	3660	12'	—	63	2 1/2"	7956-6337-70
	89-102	3660	12'	—	76	3"	7956-7637-70

Female end OD 63 mm / 76 mm.

MF-rod T45 - Round 46 - T45

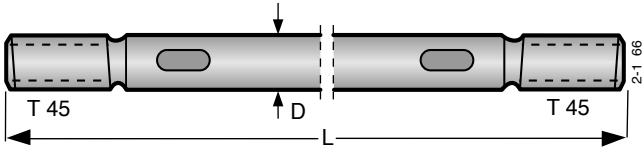
	3050	10'	—	46	1 3/4"	7325-7731-70
	3660	12'	—	46	1 3/4"	7325-7737-70
	4265	14'	—	46	1 3/4"	7325-7743-70
	6095	20'	—	46	1 3/4"	7325-7761-70

Flushing hole Ø 17 mm. Female end OD 63 mm.

Bench drilling

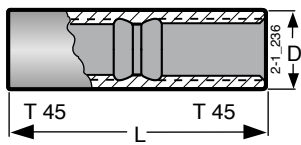
T45 (1 3/4")

	Dimensions			D		Part No.
	L			mm	in	
Extension rod T45 - Round 46 - T45						
	3050	10'	-	46	1 3/4"	7325-7331C-30
	3660	12'	-	46	1 3/4"	7325-7337C-30
	4265	14'	-	46	1 3/4"	7325-7343C-30
	6095	20'	-	46	1 3/4"	7325-7361C-30



Flushing hole Ø 17 mm. Wrench flat 38 mm.

T45 coupling sleeve



210	-	8 1/8"	63	2 31/64"	7315-3663
-----	---	--------	----	----------	-----------