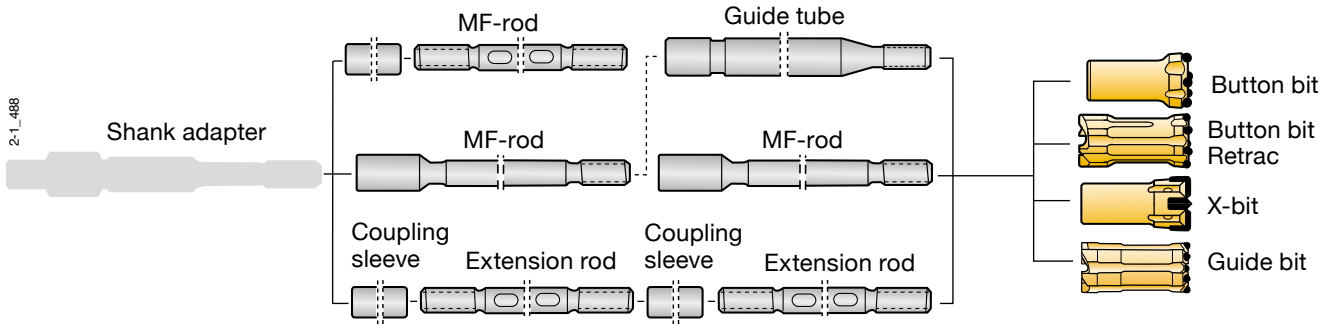





Bench drilling


T38 (1 1/2")




	Flushinghole, mm		Buttons, mm			Dimensions		Bit classification	Part No.
	Front No	Gauge Size	Front No	Gauge Size	Angle	D mm	in		
Button bit 	2x11	—	4x10	8x10	35°	64	2 1/2"	MSCAN	7514-2664-R55
	2x11	—	4x10	8x10	30°	64	2 1/2"	HMCAN	7514-2664-S45
	2x11	—	6x10	8x10	35°	70	3 3/4"	HMCAN	7514-2670-S45
	3x11	—	6x10	8x11	40°	76	3"	MSCAN	7514-2676-R55
	2x11	—	6x10	8x10	35°	76	3"	HMCAN	7514-2676-S45
	3x10	—	6x10	9x11	35°	89	3 1/2"	HMCAN	7514-2689-S45

Button bit 	3x7	—	3x11	6x12	30°	64	2 1/2"	HMCVA	7514-3864-S45
	3x7	—	3x11	6x12	30°	64	2 1/2"	HCV	7514-3864-S65

Button bit 	3x9	—	4x11	7x12	35°	76	3"	HMCVA	7514-3876-S45
	3x9	—	4x11	7x12	35°	76	3"	HMCV	7514-3876-S65

Button bit, Drop Center 	3x8	—	4x9	6x10	35°	64	2 1/2"	MCAN	7514-5964-S45
	3x8	—	4x9	6x10	40°	64	2 1/2"	SCAN	7514-5964-R55
	4x7	—	6x10	8x11	30°	76	3"	MCAN	7514-5976-S45
	4x8	—	6x10	8x11	35°	76	3"	SCAN	7514-5976-R55

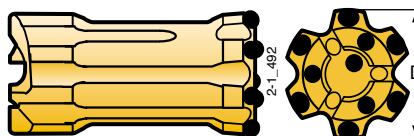
Button bit, Retrac 	2x11	—	4x10	8x10	30°	64	2 1/2"	HMCFAN	7514-7864-S45
	2x11	—	4x10	8x10	35°	64	2 1/2"	MSCFAN	7514-7864-R55

Bench drilling

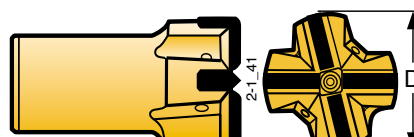
T38 (1 1/2")

	Flushinghole, mm		Buttons, mm		Angle	Dimensions		Bit classification	Part No.
	Front No	Gauge No	Front No	Gauge No		D mm	in		
Button bit, Retrac	2x11	—	6x10	8x10	35°	70	2 3/4"	HMCFAN	7514-7870-S45
	2x11	—	6x10	8x11	35°	76	3"	HMCFAN	7514-7876-S45
	2x11	—	6x10	8x11	40°	76	3"	MSCFAN	7514-7876-R55


Button bit, Retrac, Drop Center

	3x8	—	4x9	6x10	35°	64	2 1/2"	MCFAN	7514-7964-S45
	3x8	—	4x9	6x10	40°	64	2 1/2"	SCFAN	7514-7964-R55
	4x7	—	6x10	8x11	30°	76	3"	MCFAN	7514-7976-S45
	4x8	—	6x10	8x11	35°	76	3"	SCFAN	7514-7976-R55

X-bit

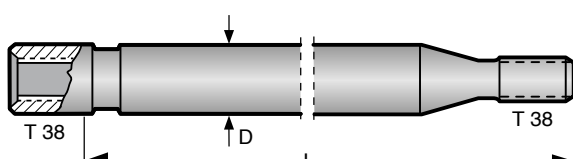
	1x7.5	2x7.5	—	—	—	64	2 1/2"	—	7514-4064-11
	1x7.5	2x7.5	—	—	—	76	3"	—	7514-4076A-11

Guide bit

	3x8	—	4x9	6x11	35°	64	2 1/2"	MSCFAN	7514-8264-R45
---	-----	---	-----	------	-----	----	--------	--------	---------------

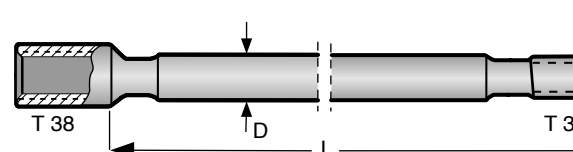
	Dimensions			D		Part No.
	L mm	ft	in	mm	in	

Guide tube

	Bit dia. mm						
	64-76	1830	6'	—	56	2 13/64"	7955-5618-20
	64-76	3660	12'	—	56	2 13/64"	7955-5637-20

Female end OD 56 mm.

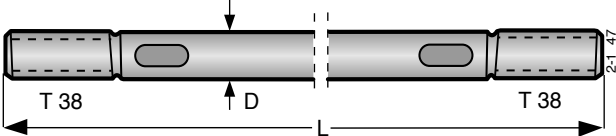
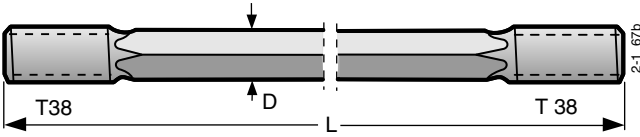
MF-rod, T38 - Round 39 - T38

	3050	10'	—	39	1 1/2"	7324-4731-70
	3660	12'	—	39	1 1/2"	7324-4737-70
	4265	14'	—	39	1 1/2"	7324-4743-70

Flushing hole Ø 14.5 mm.
Female end OD 56 mm.

Bench drilling

T38 (1 1/2")

	Dimensions			D		Part No.
	L			mm	in	
	mm	ft	in			
Extension rod, T38 - Round 39 - T38	3050	10'	—	39	1 1/2"	7324-4331C-30
	3660	12'	—	39	1 1/2"	7324-4337C-30
 <p>Flushing hole Ø 14.5 mm. Wrench flat 32 mm.</p>						
Light extension rod, T38 - Hex 32 - T38	3050	10'	—	32	1 1/4"	7324-6931-20
 <p>Flushing hole Ø 9.6 mm.</p>						
T38 coupling sleeve	191	—	7 1/2"	55	2 5/32"	7314-3355
